

T-SHIRT CONVERTIBLE

a method of reforming an old t-shirt into a convertible garment for any agent of change (with inspiration from *Agent K*)



a >SELF_PASSAGE< method

© copyleft by >wronsov< June 2005



1. take one of your old t-shirts. soft and nice preferably.

2. cut off sides.



3. cut away neck and shoulders too so you have two equal sized rectangular pieces.

4. put on top of each other, insides facing each other. fold 5 mm of one side over the other's edge. pin down.



5. make a straight seam - something like this.



6. straighten out the whole piece and pin down the seam over the edge.

7. and make a seam on top.

8. hem the long sides.



9. put three buttons in two corners of the long sides, diagonal to each other.

10. and make button holes in the two other two corners (same distance between as the buttons).

enjoy a convertible garment.
(try out as hood, jacket, skirt, scarf etc.)