


# TURK SHIRT RE - DESIGN

a method for recycling the usual male shirt into a unisex urban uniform for information and identity combat.


a *[curio]city Istanbul* project  
July 2003



1. get two identical shirts, start working on one: cut off a 5cm from the sleeves.



2. hem up.




3. make 3 strings of the surplus fabric (or from the other shirt).




4. sew one end to the armpit




5. make an interior channel by the side seam, put the string in and close the channel.




6. cut the last string in half and sew one to the end of each channel.




7. make straps (fitting the eyes)



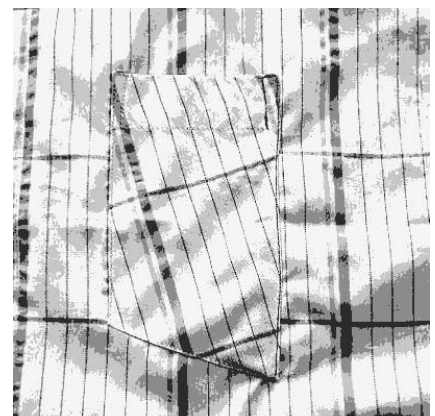
8. sew together 4 (for the back)



9. make 4 straps (for front)




10. remake front pocket, unstich left half




11. customize size for your cell phone, sew together.



12. put on front straps, about 10cm in from side seam.




13. put on back ones (in level with fronts), about 10 in from side seam.



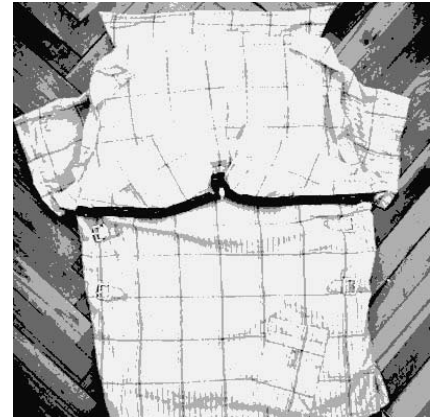
14. could look like this.



15. make a postcard/flyer pocket (from front piece of other shirt) - with hole in for easy distribution.



16. put on back in an easy angle for comfortable grasping.



17. take back fabric from the other shirt, try out preferable size of the zip hood (could be tricky - take it easy). sew and hem.



18. sew top seam under the collar.



19. okey, here we are.



20. with closed hood.



21. and with complementary *aeswad* label.



and then everyone lived totally anonymous until the end of days?



thanks to franklin, esra, evren, han and sugar club café.